

GLOBE VALVE (GV-16, GV-25, GV-40)

Main Features

Due to their resistance to high temperature and high pressure AYVAZ GLOBE VALVE is used in a wide range of industrial applications. Ayvaz GLOBE VALVE is straight flow type and consist of body, cover, stem and hand wheel. External sealing is provided by gland and internal sealing is provided by seat-valve system.

Design and Features:

Globe valves are named for their spherical body shape with the two halves of the body being separated by an internal baffle. Ayvaz globe valves are straight through type and vertical stem (T pattern) type of globe valves. Basically, the globe valves regulate the flow (on-off) by the movement of the disc onto the seat. The disc is connected to the threaded stem which is operated by screw action using a hand wheel.

With the great body and disc design, Ayvaz Globe valve is likely to provide streamlined smooth flow to the pipelines. This type of valves is also highly resistant against turbulence, internal corrosion and pressure losses.

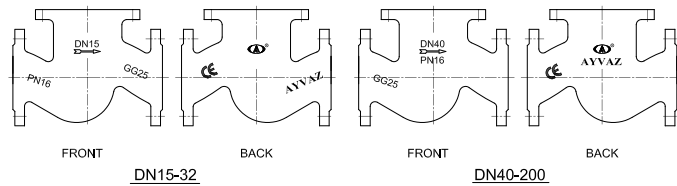
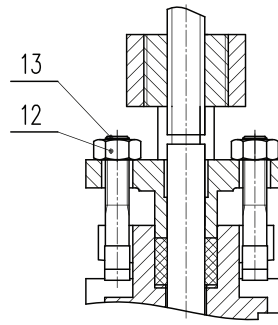
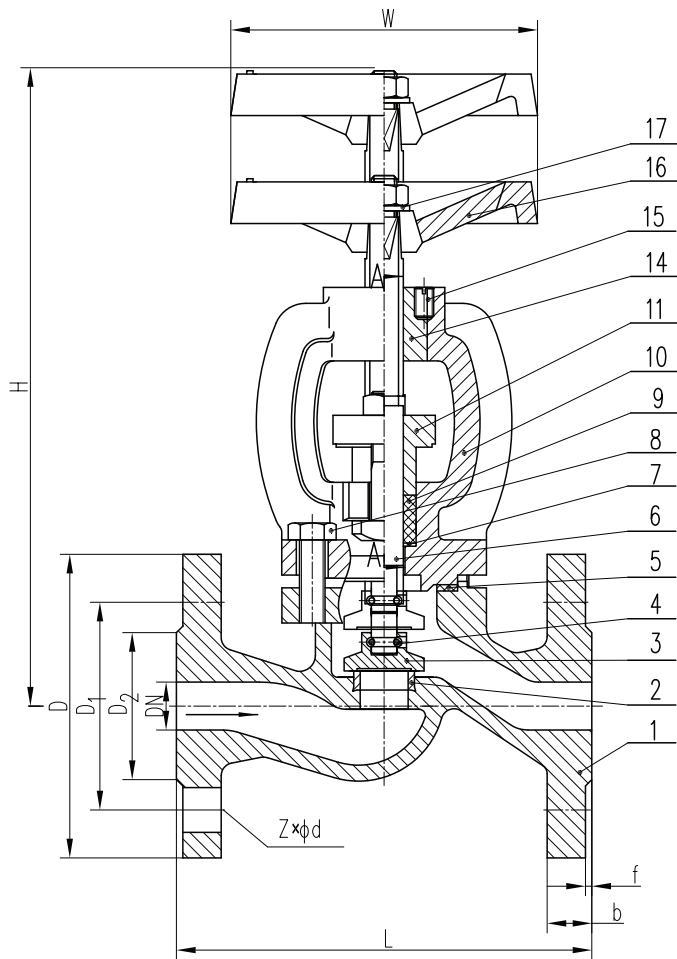
Application Areas:

- Hot-Cold water systems
- Boiling water systems
- Steam-boilers and steam systems
- Compressed air systems
- Chemical fluids (non-acidic and non-alkali fluids)
- Transfer oil, ammoniac pipelines



		GV-16	GV-25	GV-40
PRODUCT FEATURES	Body	Forged Steel	GS-C25 Cast Steel	GS-C25 Cast Steel
	Seat	Stainless Steel AISI 304	Stainless Steel AISI 304	Stainless Steel AISI 304
	Disc	Stainless Steel AISI 304	Cast Steel GS-C25	Cast Steel GS-C25
	Connection	Flanged	Flanged	Flanged
	Max. Operating Temp.	120°C	450°C	450°C
	Max. Operating Pressure	16 bar	25 bar	40 bar

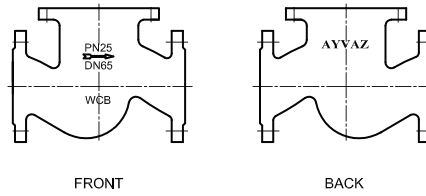
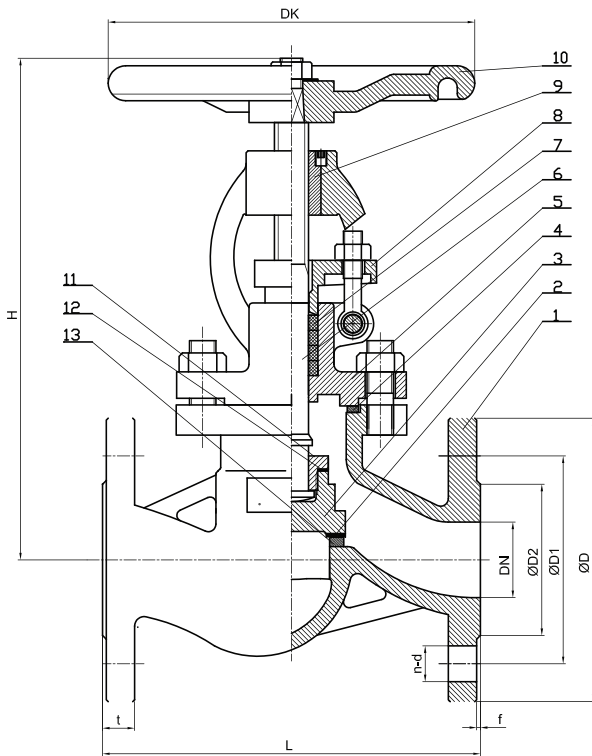
GLOBE VALVE (GV-16)



MATERIAL LIST GV-16		
Part No	Part Name	Material
1	Body	Forged Steel
2	Seat Ring	Stainless Steel AISI 420 (DN15-40), AISI 304 (DN50-200)
3	Disc+Disc Ring	Stainless Steel AISI 304 integrated (DN15-65) Forged Steel A105 + AISI304 (DN80-200)
4	SS Ring	Stainless Steel AISI 304
5	Gasket	Graphite
6	Stem	Stainless Steel AISI 420
7	Washer	Cast Steel
8	Bolt	Cast Steel
9	Packing	Graphite
10	Bonnet	Cast Iron GG25
11	Gland	Cast Iron GG25
12	T Bolt	Cast Steel
13	Bolt	Cast Steel
14	Stem Nut	ZQA19-4
15	Pin	Cast Steel
16	Hand wheel	Cast Iron GG25
17	Washer	Cast Steel

DIMENSIONS GV-16								
DN	L	D	D1	D2	b-f	Z-Ød	H	W
15	130	95	65	46	14-2	4-Ø14	180/167	96
20	150	105	75	56	16-2	4-Ø14	179/166	96
25	160	115	85	65	16-2	4-Ø14	200/183	120
32	180	140	100	76	18-2	4-Ø19	231/215	140
40	200	150	110	84	18-2	4-Ø19	247/220	140
50	230	165	125	99	20-2	4-Ø19	270/239	200
65	290	185	145	120	20-2	4-Ø19	306/266	200
80	310	200	160	132	22-2	8-Ø19	363/317	240
100	350	220	180	156	24-2	8-Ø19	397/339	280
125	400	250	210	184	26-2	8-Ø19	472/411	360
150	480	285	240	211	26-2	8-Ø23	514/441	360
200	600	340	295	266	30-2	12-Ø23	576/498.5	400

GLOBE VALVE (GV-25 / GV-40)



MATERIAL LIST GV-25/40		
Part No	Part Name	Material
1	Body	Carbon Steel ASTM 216 Grade WCB
2	Sealing Face of the disc	Stainless Steel AISI 304
3	Disc	Cast Steel GS-C25
4	Gasket	Graphite
5	Bonnet	Cast Steel GS-C25
6	Stem	Stainless Steel AISI 410
7	Packing	Expansion Graphite
8	Packing Gland	Carbon Steel ASTM 216 Grade WCB
9	Nut	Brass
10	Handwheel	Ductile Iron GGG 50
11	Disc Nut	Stainless Steel AISI 410
12	Gasket	Spring Steel 65Mn
13	Seat Ring	Stainless Steel AISI 304

DIMENSIONS GV-25										
DN	L	D	D1	D2	f	t	n	d	DK	H
15	130	95	65	45	2	16	4	14	120	240
20	150	105	75	58	2	18	4	14	140	260
25	160	115	85	68	2	18	4	14	160	276
32	180	140	100	78	2	18	4	18	160	285
40	200	150	110	88	3	18	4	18	180	300
50	230	165	125	102	3	20	4	18	200	325
65	290	185	145	122	3	22	8	18	200	363
80	310	200	160	138	3	24	8	18	250	415
100	350	235	190	162	3	24	8	22	300	453
125	400	270	210	188	3	26	8	26	350	505
150	480	300	250	218	3	28	8	26	400	556
200	600	360	310	278	3	30	12	26	450	744

DIMENSIONS GV-40										
DN	L	D	D1	D2	f	t	n	d	DK	H
15	130	95	65	45	2	16	4	14	120	240
20	150	105	75	58	2	18	4	14	140	260
25	160	115	85	68	2	18	4	14	160	276
32	180	140	100	78	2	18	4	18	160	285
40	200	150	110	88	3	18	4	18	180	300
50	230	165	125	102	3	20	4	18	200	325
65	290	185	145	122	3	22	8	18	200	370
80	310	200	160	138	3	24	8	18	250	430
100	350	235	190	162	3	24	8	22	300	480
125	400	270	220	188	3	26	8	26	350	535
150	480	300	250	218	3	28	8	26	400	589
200	600	375	320	285	3	34	12	30	450	786